

Environmental Performances of Affiliated Companies

Activities by Domestic Affiliated Companies

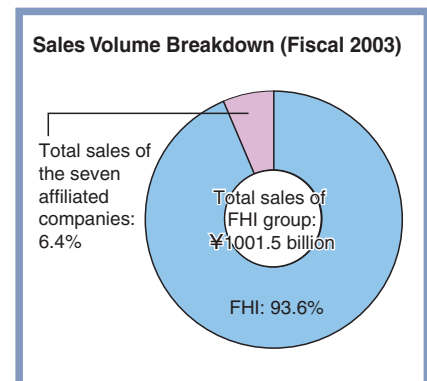
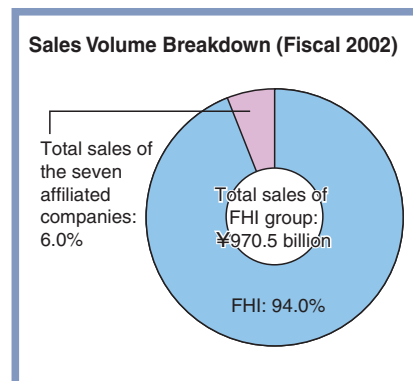
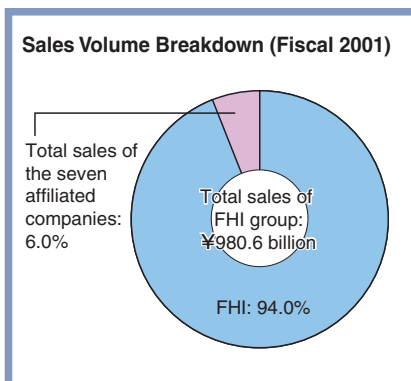
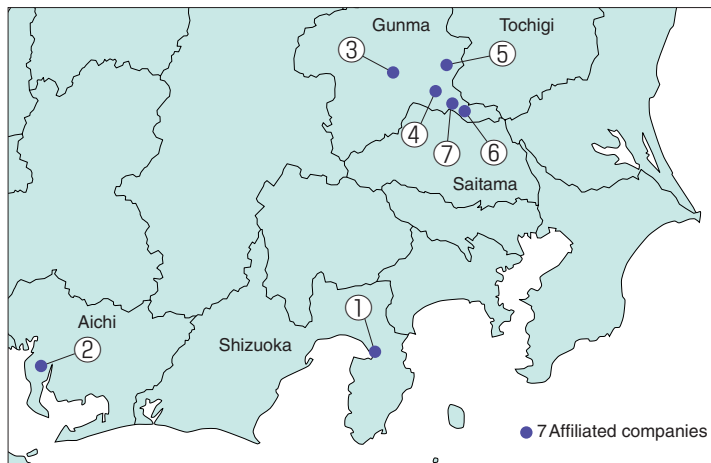
Companies Subject to Reporting

The following are fiscal 2003 (April 2003 - March 2004) environmental performance achievements of seven affiliated companies (see the table below) that are considered to have significant environmental impact in their manufacturing or transporting businesses.

Seven Affiliated Companies

Company Name	Location	Business
① Fuji Robin Industries Ltd.	Numazu City, Shizuoka	Manufacture, service, and sales of agricultural/forestry equipment, engines, fire pumps, etc.
② Yusoki Kogyo K.K.	Handa City, Aichi	Manufacture and sales of trailers, crane trucks, construction materials, automobile parts, etc.
③ Fuji Machinery Co., Ltd.	Maebashi City, Gunma	Manufacture and sales of automobile parts, industrial machinery, and agricultural transmissions
④ Ichitan Co., Ltd.	Ohta City, Gunma	Manufacture and sales of forged parts for automobiles and industrial machinery
⑤ Kiryu Industrial Co., Ltd.	Kiryu City, Gunma	Manufacture of Subaru specially equipped automobiles and logistics control of Subaru automobile parts
⑥ Subaru Physical Distribution Company	Oizumi-Town Ohra-gun, Gunma	Shipping and land freight of automobiles and their parts
⑦ Subaru K.D. Logistic Co., Ltd.	Ohta City, Gunma	Packaging and delivery of production machinery and parts for overseas

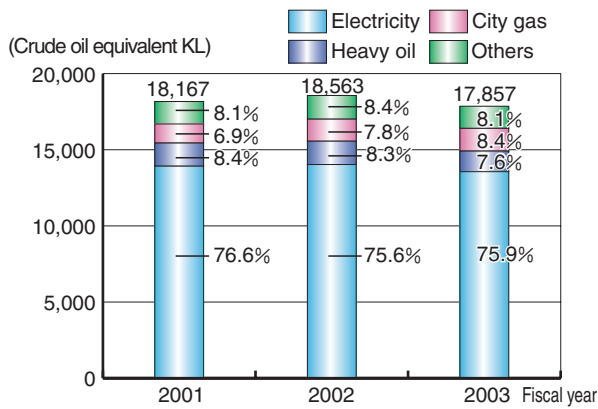
* On July 1, 2004, Subaru Physical Distribution Company and Subaru K. D. Logistics Co., Ltd. consolidated to become Subaru Logistis Co., Ltd.



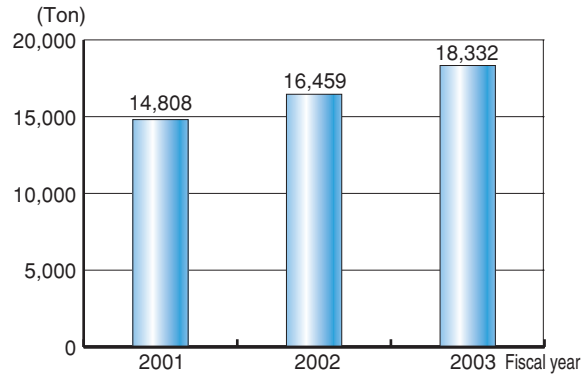
Environmental Performance Achievements (Total of seven affiliated companies / Period : April 2003 - March 2004)

Input Energy / Resources

Amount of Input Energy



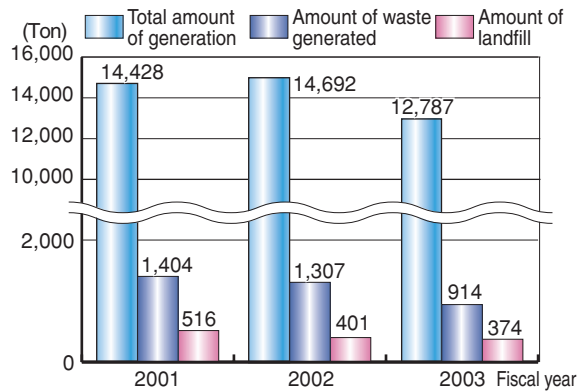
Trends in Input Resources



Note : Input resources include metal, paint, resin, wood etc.

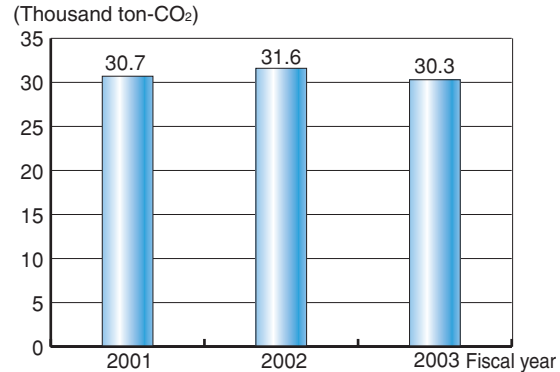
Emission Matters etc.

Trends in Waste Generated and Landfilled



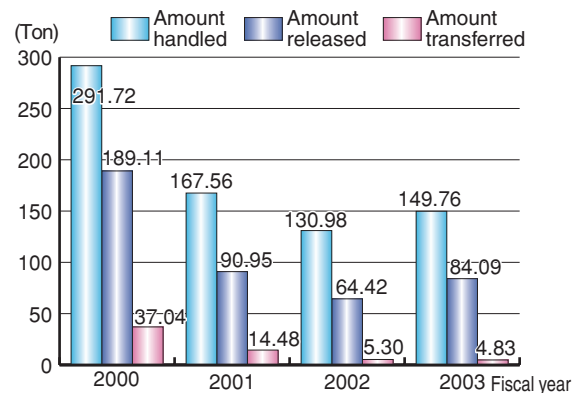
Note : Please see 2004 Environmental & Social Report for these amounts.

Trends in CO₂ Emission



Note : Amount of 5 gases (Methane, Dinitrogen Monoxide, HFCs, PFCs, SF6) emitted in fiscal 2003 was 32 ton-CO₂.

Trends in PRTR Chemicals Handled, Released and Transferred



Note : Only amounts handled in each company subject to the PRTR Law exceeding 1 ton a year are calculated (exceeding 0.5 tons a year for Specified class 1 Designated Chemical substances).

Environmental Load Data on Water and Air

Fuji Robin Industries Ltd.

[Location] 35, Ohka, Numazu-shi, Shizuoka [Site area (building area)] 43,292 m² (19,800 m²)
 [Products manufactured] Engines, agricultural equipment, fire pumps [Number of employees] 283 (Head office and factory only)

- Water Pollution Data (Discharge: Public rivers Regulation: Water Pollution Control Law, Prefectural Ordinances)

Substance	Regulated values	Maximum	Minimum	Average
PH	5.8~8.6	7.6	7.4	7.5
BOD	25	3.1	1.5	2.5
SS	50	3.0	1.0	2.0
Oil content	5.0	0.9	<0.5	0.8
Hexavalent chromium	0.5	<0.05	<0.05	<0.05

- Air Pollution Data (Regulation: Air Pollution Control Law, Prefectural Ordinances)

Substance	Facilities	Regulated values	Maximum	Average
SOx	Boiler	250	51	48
	Heater	250	57	57
PM	Boiler	0.3	<0.02	<0.02
	Heater	0.3	<0.02	<0.02

* There was no notable environmental accident or complaint.

Yusoki Kogyo K. K.

[Location] 102, Kamihama-cho, Handa-shi, Aichi [Site area (building area)] 432,258 m² (78,377 m²)
 [Products manufactured] Trailers, crane trucks and automobile parts [Number of employees] 350

- Water Pollution Data (Discharge: Public rivers Regulation: Pollution Control Agreement with the city)

Substance	Regulated values	Maximum	Minimum	Average
PH	6 to 8	8.0	7.1	7.6
BOD	15	14	1.8	4.8
SS	15	11	1.0	3.7
Oil content	2.0	0.8	0.5	0.5

- Air Pollution Data (Regulation: Pollution Control Agreement with the city)

Substance	Facilities	Regulated values	Maximum	Average
SOx	Boiler	0.05	0.002	0.002
	Dry-off oven	0.31	0.002	0.002
	Heating oven	0.5	0.022	0.011
PM	Boiler	0.05	0.003	0.002
	Dry-off oven	0.05	0.002	0.002
	Heating oven	0.05	0.002	0.002

* There was no notable environmental accident or complaint.

Fuji Machinery Co., Ltd.

[Location] 2-24-3, Iwagami-machi, Maebashi-shi, Gunma [Site area (building area)] 42,324 m² (25,866m²)
 [Products manufactured] Industrial machinery parts, automobile parts [Number of employees] 413

- Water Pollution Data (Discharge: Public sewage works Regulation: Sewerage Law, City Ordinances)

Substance	Regulated values	Maximum	Minimum	Average
PH	5.7 to 8.7	7.4	6.9	7.2
BOD	300	23	1.0	6.4
SS	300	24	2.0	7.5
Oil content	5.0	<2.0	<1.0	<1.0
Zinc	0.5	0.25	0.25	0.25
Soluble iron	10	0.45	0.45	0.45

- * There was no notable environmental accident or complaint.

Ichitan Co., Ltd.

[Location] 74, Shindo-cho, Ohta-shi, Gunma [Site area (building area)] 60,302 m² (23,172 m²)
 [Products manufactured] Crankshafts, propeller shafts, rotors [Number of employees] 196

- Water Pollution Data (Discharge: Public rivers Regulation: Water Pollution Control Law, Prefectural Ordinances)

Substance	Regulated values	Maximum	Minimum	Average
PH	5.8 to 8.6	8.0	7.7	7.8
BOD	25	9.8	0.7	4.1
SS	50	2.9	ND	—
Oil content	5.0	ND	—	—

- Air Pollution Data (Regulation: Air Pollution Control Law, Prefectural Ordinances)

Substance	Facilities	Regulated values	Maximum	Average
SOx	Heat treatment oven	1.15	0.67	0.67
NOx	Heat treatment oven	180	44	44
PM	Heat treatment oven	0.25	0.002	0.002

* Environmental accidents or complaints: There were two complaints on vibration, however, the situations were settled by implementing continuous monitoring of vibrations and improving vibration absorption system.

[Data measurement] April 2003-March 2004

- Water pollution [Notations]-pH : Hydrogen-ion concentration, BOD : Biochemical oxygen demand, SS : Concentration of suspended solids in water [Units]-mg/r, except pH
- Air pollution [Units]-SOx : m³/h, NOx : ppm, PM: g/m³N, HCL : mg/m³N

Activities by Overseas Affiliated Companies

Companies Subject to Reporting

Fiscal 2003 (January 2003 - December 2003) environmental performance achievements of 2 companies (SIA & RMI) implementing production activity overseas are reported as follows. There was no notable environmental accident or complaint in fiscal 2003.



Company Name	Location	Business
① SIA * 1	Lafayette, Indiana	Production base of Subaru automobiles in the U.S
② RMI * 2	Hudson, Wisconsin	Production base of multipurpose engines in the U.S

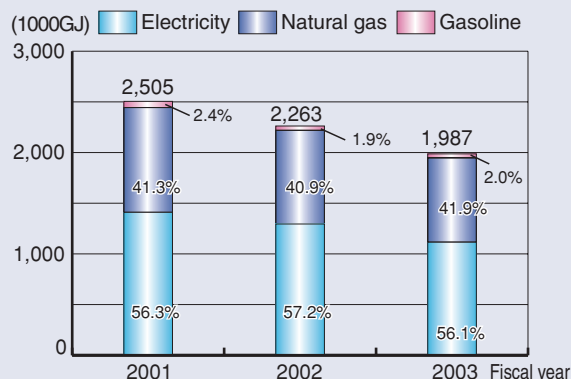
* 1 SIA : Subaru of Indiana Automotive, Inc.

* 2 RMI : Robin Manufacturing U.S.A., Inc.

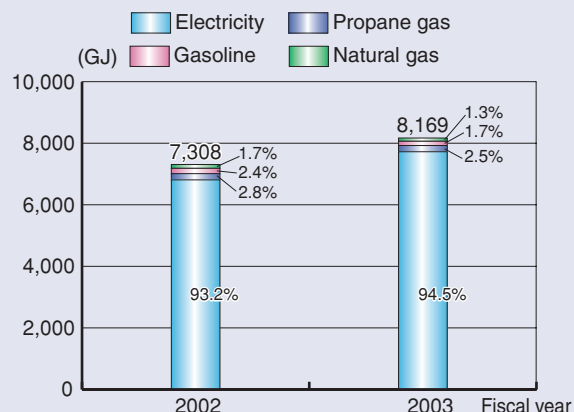
Environmental Performance Achievement (Period : January 2003 - December 2003)

■ Amount of Input Energy / Resources

▶ Amount of Input Energy [SIA]

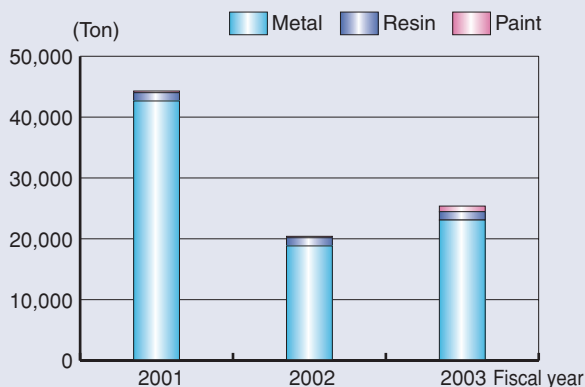


▶ Amount of Input Energy [RMI]



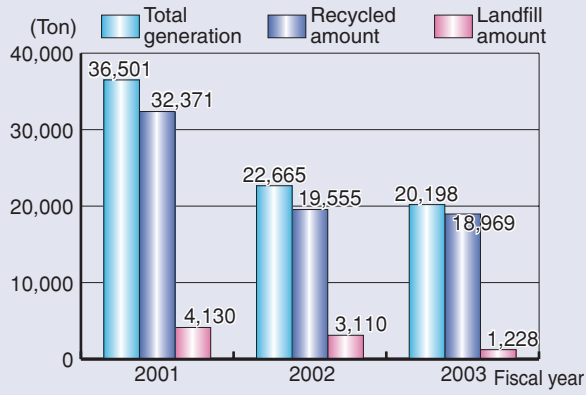
▶ Main Resource Input [SIA]

	(Ton)		
	Fiscal 2001	Fiscal 2002	Fiscal 2003
Metal	42,655	18,832	23,085
Resin	1,363	1,344	1,378
Paint	273	230	915

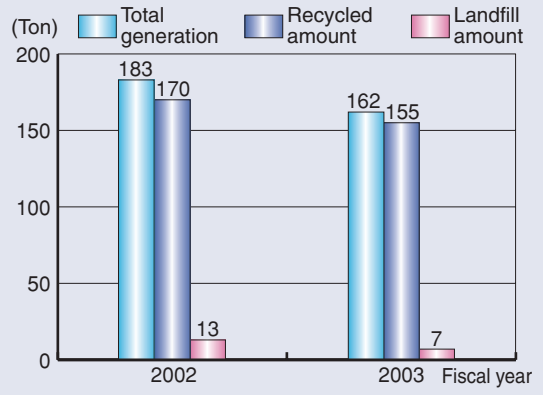


■ Emission Matters etc.

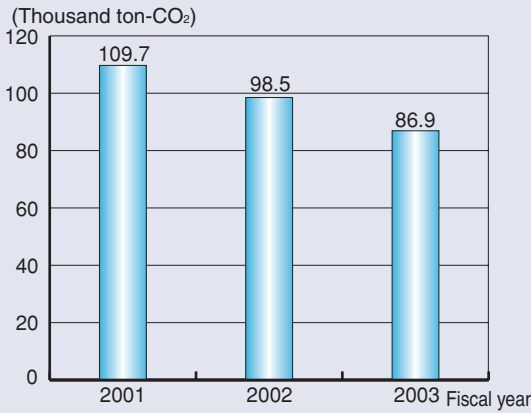
▶ Waste [SIA]



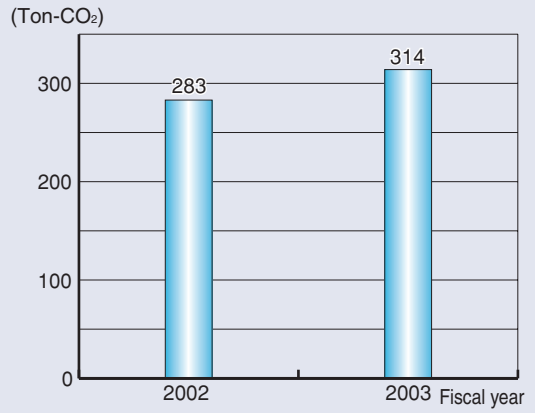
▶ Waste [RMI]



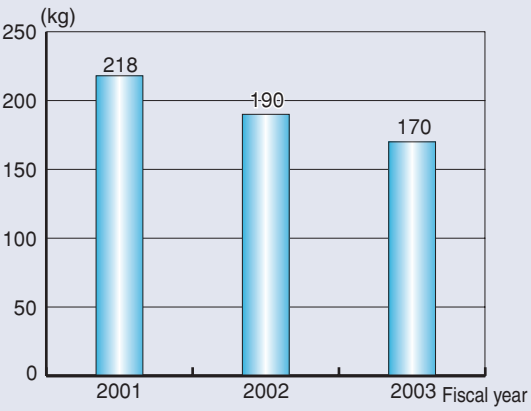
▶ Greenhouse Gas (CO₂ + 5 gases) Emission [SIA]



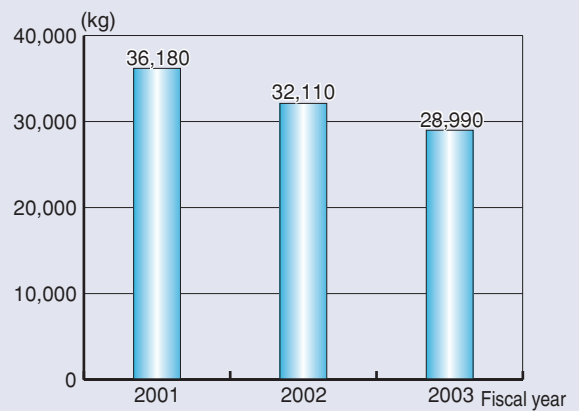
▶ Greenhouse Gas (CO₂ + 5 gases) Emission [RMI]



▶ SO_x Emission to the Air [SIA]



▶ NO_x Emission to the Air [SIA]



▶ TRI Chemical Substances Emitted to the Air (7 main substances) [SIA]

	Fiscal 2001	Fiscal 2002	Fiscal 2003
Xylene	187.9	134.7	110.0
n-Butyl alcohol	61.6	55.3	41.7
Glycol ethers	47.5	21.3	6.0
Methanol	20.6	22.9	22.9
Toluene	14.8	12.2	6.9
1,2,4-Trimethylbenzene	14.8	9.6	9.4
Ethylbenzene	13.0	15.5	17.9

▶ TRI Chemical Substances Emitted to the Air (7 main substances) [SIA]

